3 EASY STEPS TO MAKE AN AMAZON SMILE ICON FOR YOUR PHONE

Unfortunately the regular Amazon App still does not support Smile but you can easily create an icon for your iPhone or Android home screen that takes you directly to Smile automictically.

1) Open Safari on your iPhone or Chrome on your Android. Go to smile.amazon.com and log in like you do on amazon.com. Then:

iPhone	Android
2) At the bottom of the screen hit the SHARE icon	2) Click the three dots at the top right of the screen
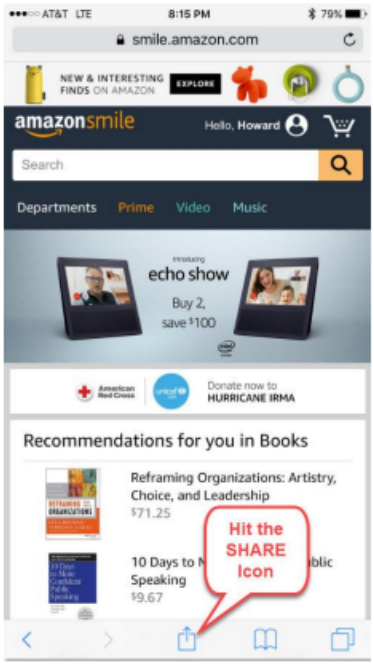	
3) Select the Add to Home Screen icon	3) Select Add to home screen from the menu that appears
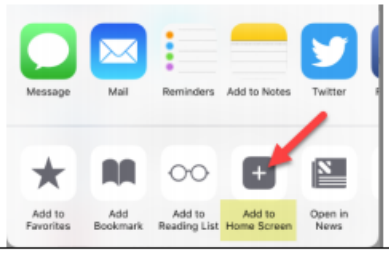	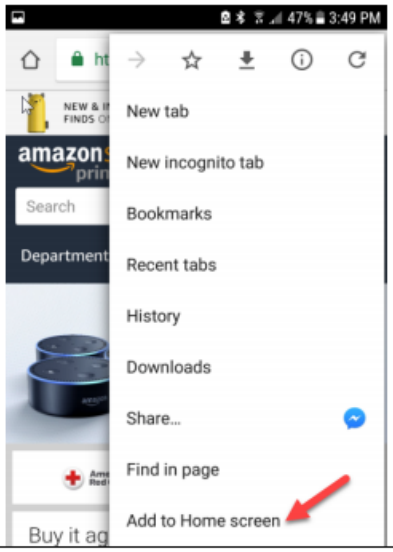

You will the see an icon for Amazon Smile on your home screen (similar to the one on the right) that will take you to Smile automatically in the future so you can help Pattison Elementary!

THE COLTS THANK YOU!!!